

你好！안녕하세요！XIN CHAO！

Jan 28th, 2021
Students
Newsletter from
Nakaniida High
School

Welcome to Nakaniida!




Living Information#1: How to take out garbage in Kami.

When you live in other places, it is very important to know some local rules there. For example, you may need to learn the rules on how you take out garbage from your house to the dump site. We will explain how to take out five major wastes in Kami.

1. Burnable Waste

When you take out burnable garbage, you have to use a designated waste bag. Please look at the picture of the bag for burnable garbage on the right. You can get these bags from any convenience stores, such as Seven Eleven, or most grocery stores in this town.

This is the bag for burnable garbage!



That's the bag for plastic items!




2. Plastic Waste

In Kami, you have to use another designated bag to throw away plastic wastes. Please look at the picture of the bag for plastic items on the left.

In Japan, you can see plastic items almost everywhere, such as containers and packages for food.

3. Plastic Bottles

Plastic bottles are called "PET Bottles" in Japan. You can see this mark  on them. When you want to throw them away, you have to remove the labels and rinse the inside of the bottles. Also, the bottle caps and labels should be discarded in the plastic garbage.




The labels and caps are plastic garbage ♪

4. Cans


Empty cans should be separated into aluminum ones and steel ones.

●Aluminum Cans

Cans labeled in  (meaning aluminum) should be thrown into orange baskets.



●Steel Cans

Cans labeled in  (meaning steel) should be thrown into blue baskets.



5. Bottles

When you take out bottles such as liquor or seasoning, they are collected differently and according to the colors of bottles. Here are some types of containers for bottles at dumpsites. Check them out!

- Green containers are for 1.8 liter and beer bottles.



- Brown containers are for brown bottles such as energy drinks and bottles of medicine.



- White containers are for transparent bottles such as milk, dressing, and so on.



- Light blue containers are for bottles other than transparent or brown ones.



Attention!

Please make sure to visit your town hall and check the schedule of putting out trash in the area you live in because it differs by the day.